

# AIR EXCELLENT

## 200 Series distribution boxes, type DB206

The distribution box is an important part of the Air Excellent distribution system. It controls the air capacity of the duct runs within the system. To control the air flow per duct run, adjustable air flow restrictors are mounted at the ductwork connections in the distribution box.



### Introducing box type DB206

The 200 Series DB206 is a compact, lightweight, plastic distribution box that comes standard with 6 connections but can be extended as desired. It comes with an oval side connection that can be used for inspection, cleaning and changing flow restrictors. The DB206 distribution box is ideal for residential buildings that require lower air volumes or buildings that have limited installation space.

### Horizontal and vertical extensions

A keen feature is the possibility of connecting multiple boxes. The DB206 can be vertically extended becoming a stacked-configuration with 12 ductwork connections. The oval side connection allows connecting to another DB206 as well, again offering a 12-connection paired configuration. This makes the DB206 a very scalable solution.

### Mass flow adaptors

The mass flow ductwork can be connected with horizontal adaptors allowing either 100 mm or 125 mm connections. Mass flow ductwork can also be connected vertically with stepped adaptors allowing 125/150/160 and 180 mm connections or with a 100/125 mm stepped adaptor.



# AIR EXCELLENT

## 200 Series distribution boxes, type DB206

### Features & performance

- Standard 6 ductwork connections
- Extended configurations possible
- Mass flow adaptors for 100 mm and 125 mm or stepped adaptors for 100/125 mm and 125/150/160 and 180 mm
- Easy inspection
- Air flow adjustable by the standard 12-stage Air Excellent restrictors
- All Air Excellent ductwork types can be connected
- Tested according to TÜV SÜD Standard TAK 01-2013 (system pressure: + 2000 Pa/- 2000 Pa)
- Easy to clean the system and re-arrange the flow restrictors (e.g. renovation)
- Made of virgin raw PP materials



### 200 Series DB206

Box configuration	1	2	3	4	5	6
Qv (Volume) [m³/h]	Δp (Pressure Loss) [Pa]					
50	1,0	1,0	2,0	2,0	1,0	1,0
75	1,5	1,5	4,0	3,0	1,5	2,0
100	2,0	2,0	11,0	4,0	2,0	3,0
125	3,0	3,0	18,0	5,0	3,0	4,5
150	5,0	5,0	24,0	8,0	5,0	7,0
175	6,5	6,5	-	10,0	6,5	9,0
200	8,0	8,0	-	12,0	8,0	12,0
225	9,0	9,0	-	14,0	9,0	14,0
250	10,0	-	-	-	10,0	16,0
300	-	-	-	-	14,0	23,0
350	-	-	-	-	16,0	28,0

Figures are based on measurements by the TÜV SÜD.

- 1 with stepped mass flow adaptor 125-180 mm
- 2 with stepped mass flow adaptor 100-125 mm
- 3 with 100 mm mass flow adaptor
- 4 with 125 mm mass flow adaptor
- 5 vertical extended configuration
- 6 horizontal extended configuration



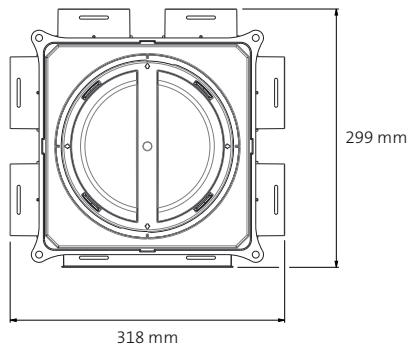
# AIR EXCELLENT

## 200 Series distribution boxes, type DB206

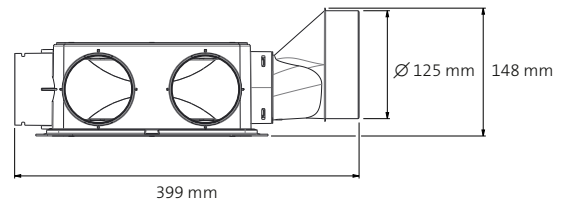


ubbink

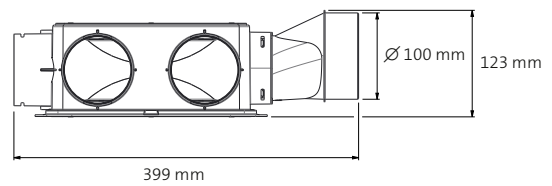
Build smart.



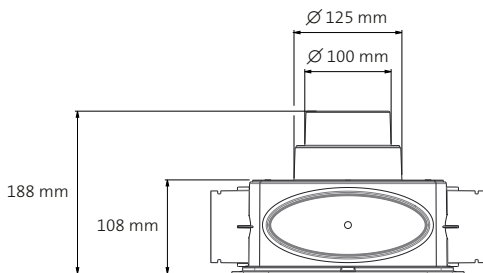
DB206



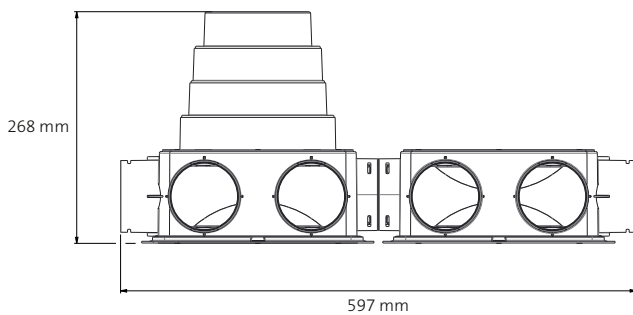
DB206 with 125 mm mass flow adaptor



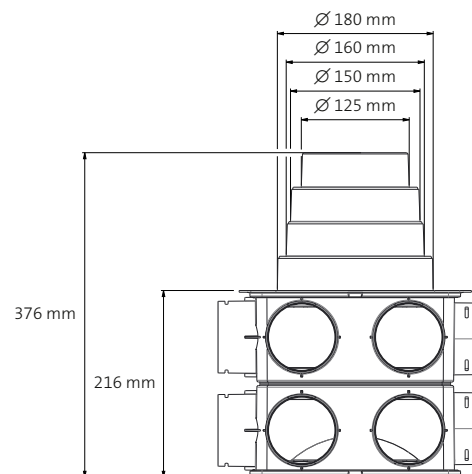
DB206 with 100 mm mass flow adaptor



DB206 with stepped mass flow adaptor 100-125 mm



DB206 horizontal extended configuration



DB206 vertical extended configuration

